

A Mini-mini Podcast Project!

Name _____



You will create a “look back on ___” podcast on a Rock n Roll band of the 1960-1970s of your choice. After researching, you need to be able to answer the following questions:

Tell the story:

- Who is artist/band person? Basic info
- What impact did your artist/band have on the emerging American pop culture?
- What was new or innovative about your artist/band?
- What made this person challenge/reflect what American felt was possible? (life changing moments, characteristics, etc.)
- *Think Like a Historian!* Context, compare, continuity and change

Your podcast will include:

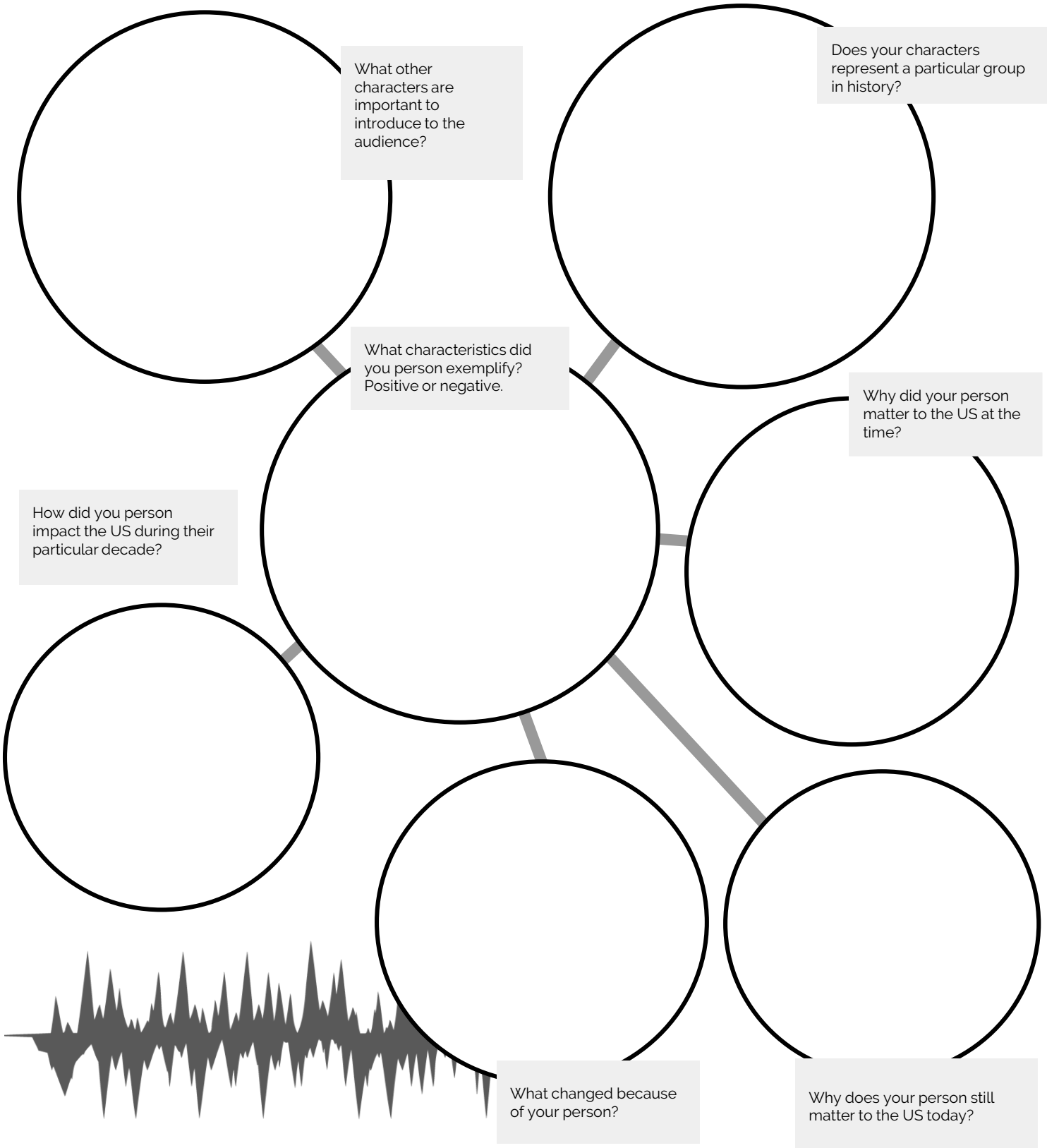
- A general introduction that includes the time period, location and other pertinent details.
- Intro and exit music (should be your artist/band) to help dramatize the story you're sharing.

NO duplicate topics or people from the Chapter are allowed!



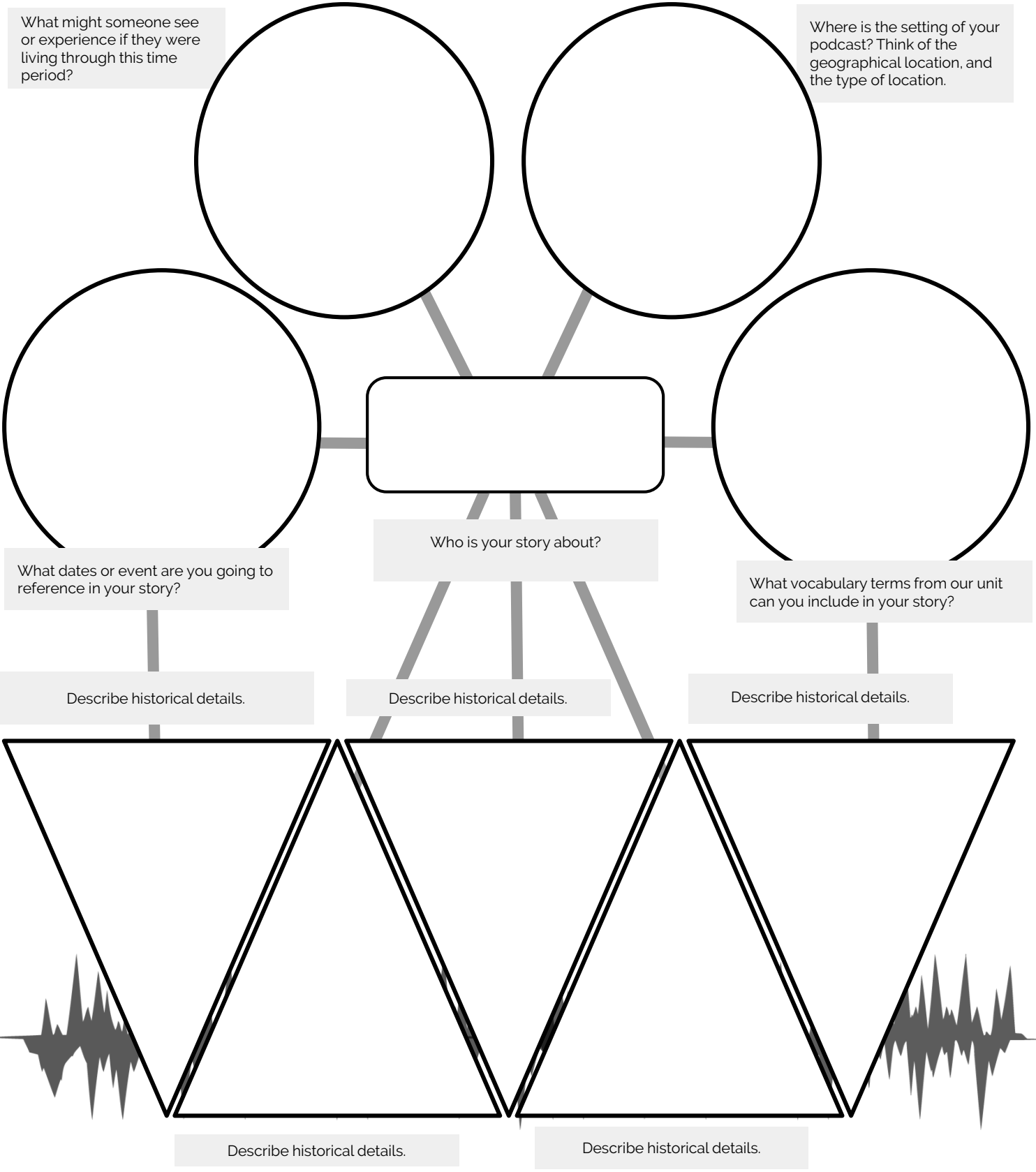
Introducing Your Person

With your podcast, you will be introducing your audience to this ground breaking individual. You need to brainstorm the characteristics and contributions that define your individual. How was your individual involved in the history? Why did this person matter then? Why do they still matter now? Complete the mind map below as you develop your story.

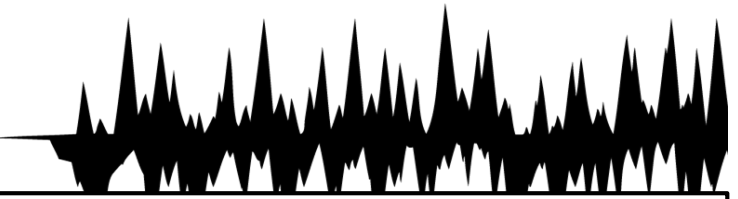


Mapping Your Story

Next, you need to review your individual, and collect some details that you will include in your podcast script. As you choose the details you wish to include, think carefully about how you want to tell the story. Complete the mind map below as you develop your story.



Writing Your Transcript



Your transcript will have three sections:

- SECTION 1:** Theme music, “This is ___ on ___ and this is your look back on___”
- SECTION 2:** This section tells the story of your person. Answer our guiding questions, include sound effects, and be engaging!
- SECTION 3:** Make your ending impactful and utilize your theme music again.

A Transcript Checklist

- I used the correct intro with theme music to introduce my podcast.
- My transcript is historically and grammatically correct.
- I've used sensory details to help the listener imagine the story I'm telling.
- I've read over the rubric, and I know that I've completed all of the tasks required to reach mastery.
- Recorded and submitted my podcast on Canvas

Sensory Details

When using sensory details, you're helping the listener of your podcast to see or connect with an image, description, action, or scene. These types of details should connect you to your five senses - sight, sound, smell, taste, and touch.

Creating Drama - Sound Effects and Background Music

- Determine your in and out music. Your intro and conclusion music shouldn't last longer than 5/10 seconds apiece. Use sound effects or even their own words if you feel this fits better!

Remember you can utilize your computer or phone to play music/sound effects while you record your podcast on Canvas!