

A Mini Podcast Project!

Name _____



You will create a five minute podcast on an influential person from the 1920s to tell their story. After researching, you need to be able to answer the following questions:

Tell the story:

- Who is your person? Basic info
- How did your person impact the decade of the 1920s? (econ, social, political)
- What made this person challenge what Americans felt was possible? (life changing moments, characteristics, etc.)
- Why do we still know them? How did this person change the US?
- *Think Like a Historian!* Context, compare, continuity and change

Your podcast will include:

- A general introduction that includes the time period, location and other pertinent details.
- Sound effects and music to help dramatize the story you're sharing.

You will record and submit your response in Canvas.



Individuals Making History Podcast Episode

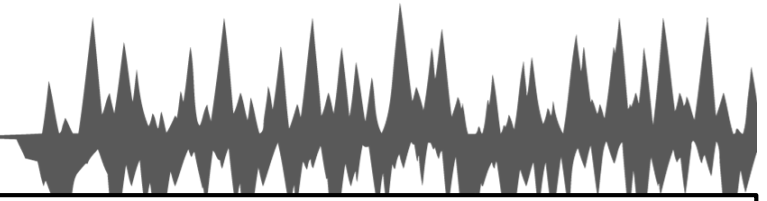


Al Capone
Al Jolsen
Albert B. Fall
Amelia Earhart
Andrew Mellon
Babe Ruth
Besse Smith
Bill Tilden
Billy Mitchell
Billy Sunday
Bobby Jones
Calvin Coolidge
Charles Lindbergh
Charlie Chaplin
Clara Bow
Clarence Darrow
Duke Ellington
Ella Fitzgerald
Elliot Ness
Ernest Hemingway
F. Scott Fitzgerald
Frank Lloyd Wright
George Gershwin
Greta Garbo
Harry Houdini

Henry Ford
Herbert Hoover
J. Edgar Hoover
Jack Depmsey
James C. Penney
Jim Thorpe
John Dillinger
John T. Scopes
Knut Rockne
Langston Hughes
Leopold and Loeb
Louis Armstrong
Mary Pickford
Red Grange
Rudolph Valentino
Sacco & Vanzetti
Satchel Paige
Sinclair Lewis
T.S. Elliot
Ty Cobb
Walt Disney
Warren Harding
Will Rogers
William Faulkner



An Exemplar Podcast



Listen to the 2 excerpt podcasts and take notes on what you hear.

- 1 How does the host use imagery to set the scene?
- 2 What sensory details does the podcast host use to make you imagine the story?
- 3 Why types of sound effects do you hear in the background?
- 4 What details did you hear about the individuals in the story?
- 5 What details did you hear about the more general history?
- 6 Is the podcaster using present tense or past tense?
- 7 Is the podcaster using first (I), second (you), or third person (they)?



Now, you need to start brainstorming your own podcast ideas. Pick three people, and list them to the right. You will only be creating one podcast but this way you have back ups in case your person is taken.

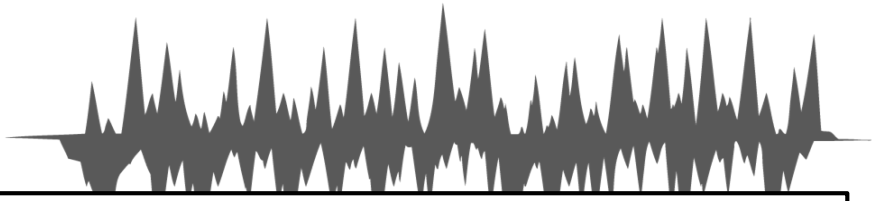
Topic 1: _____

Topic 2: _____

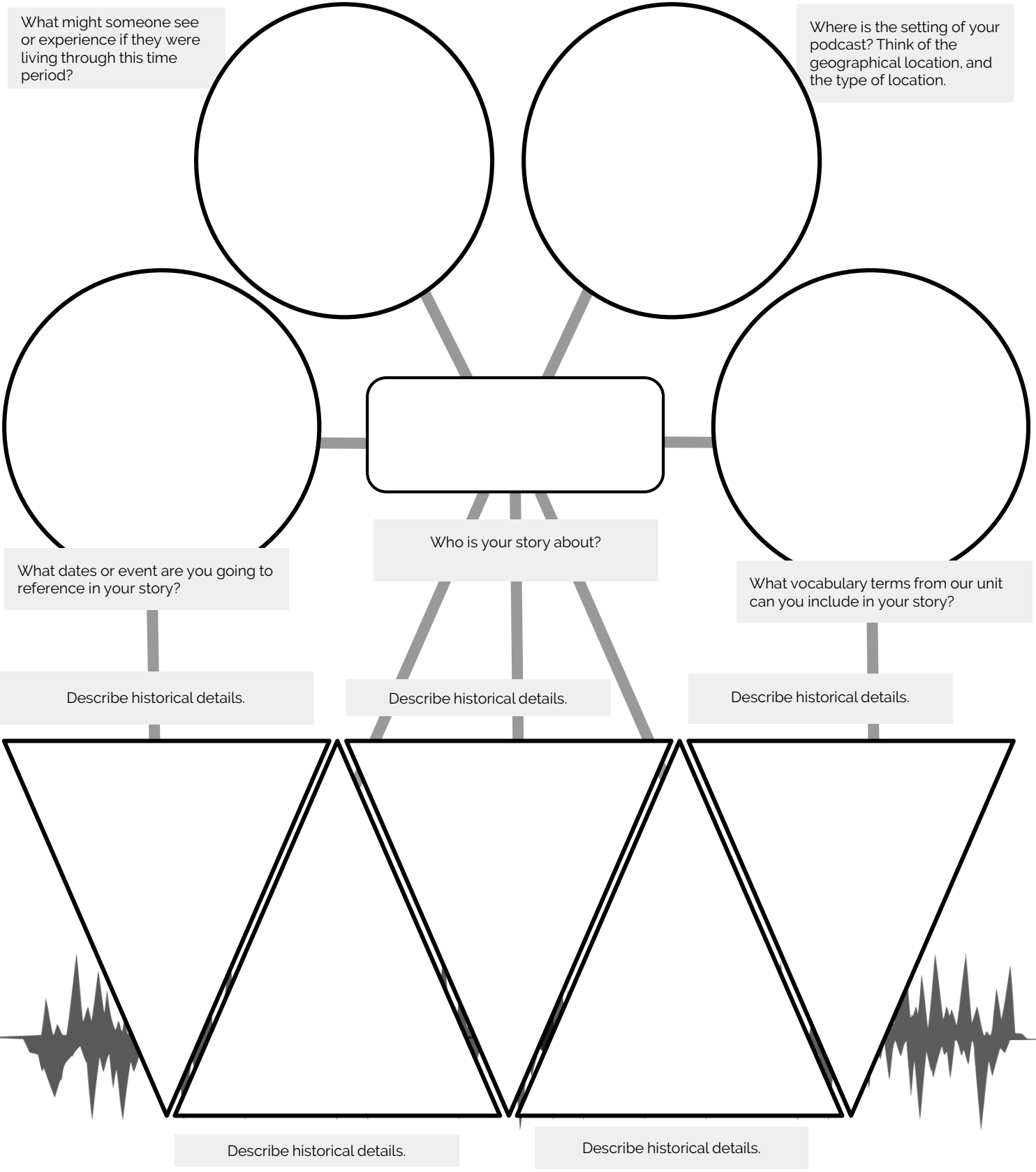
Topic 3: _____

Consider...Which person do you think you could best create a story around?

Introducing the Era



Next, you need to paint a picture of what this era of history looked like for your audience. What will you include in your podcast script? As you choose the details you wish to include, think carefully about how your individual fits within the larger time period. Complete the mind map below as you develop your story.



What might someone see or experience if they were living through this time period?

Where is the setting of your podcast? Think of the geographical location, and the type of location.

Who is your story about?

What dates or event are you going to reference in your story?

What vocabulary terms from our unit can you include in your story?

Describe historical details.

Describe historical details.

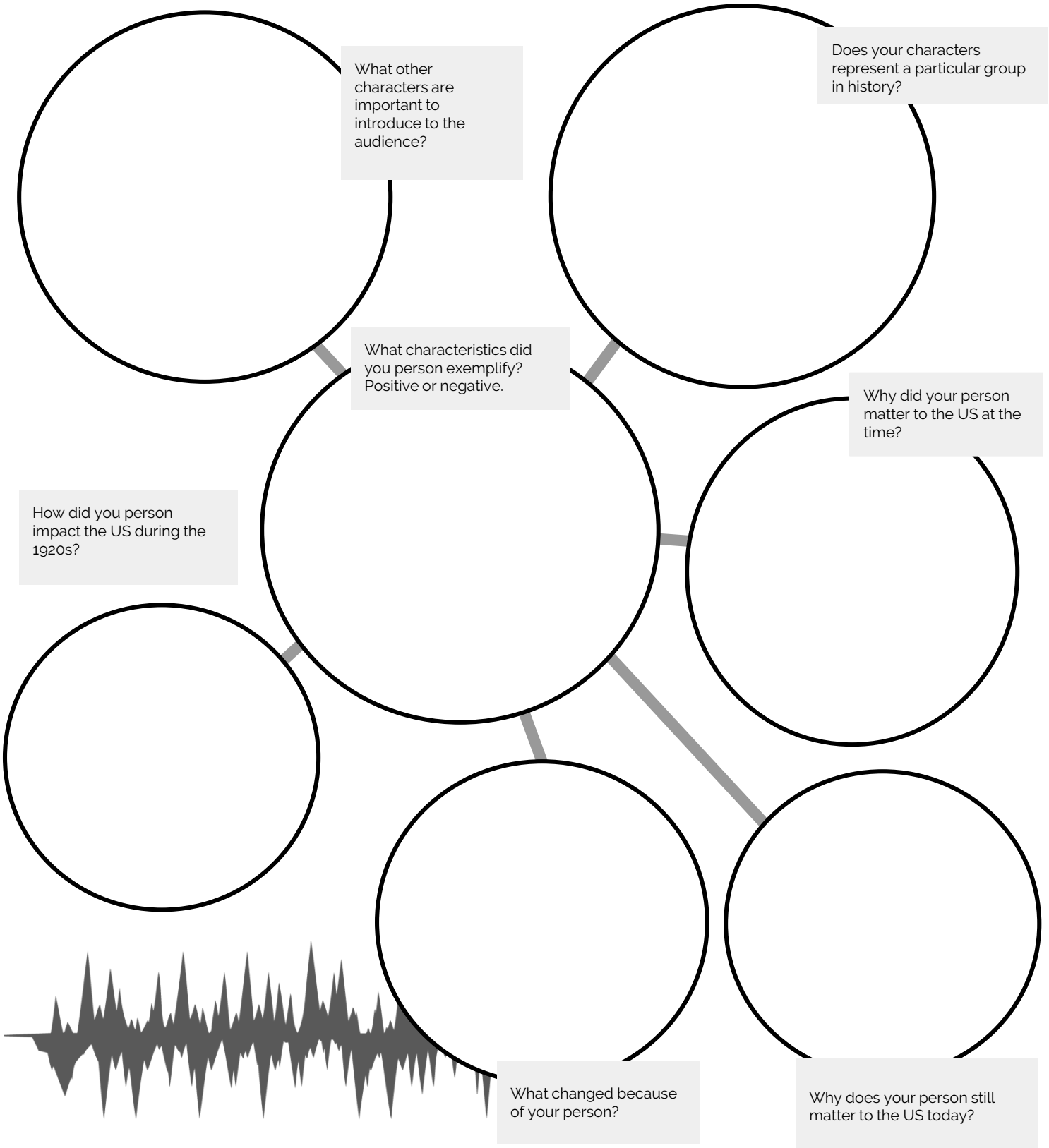
Describe historical details.

Describe historical details.

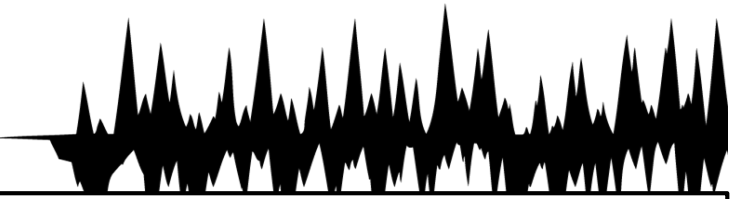
Describe historical details.

Mapping Your Story

Now that the scene has been set, you can start to look at your person. You need to brainstorm the characteristics and contributions that define your individual. How was your individual involved in the history? Why did this person matter then? Why do they still matter now? Complete the mind map below as you develop your story.



Writing Your Transcript



Your transcript will have three sections:

- SECTION 1:** This section should include your “station name,” theme music and quick intro for the episode and a **brief sponsor commercial** (what company/brand from that era could be supporting your podcast?)
- SECTION 2:** Now tell your story! Use our guiding questions, include sound effects, and be engaging!
- SECTION 3:** This section this should demonstrate why your person was so important, both then and now. Make your ending impactful and utilize your theme music again as a transition out.

A Transcript Checklist

- My transcript is historically correct.
- My transcript is grammatically correct.
- When practicing, my podcast takes 5 mins.
- I've used sensory details to help the listener imagine the story I'm telling.
- I utilized sound effects to enhance the story, not including the theme music.
- I've read over the rubric, and I know that I've completed all of the tasks required.

Sensory Details

When using sensory details, you're helping the listener of your podcast to see or connect with an image, description, action, or scene. These types of details should connect you to your five senses - sight, sound, smell, taste, and touch.

Creating Drama - Sound Effects and Background Music

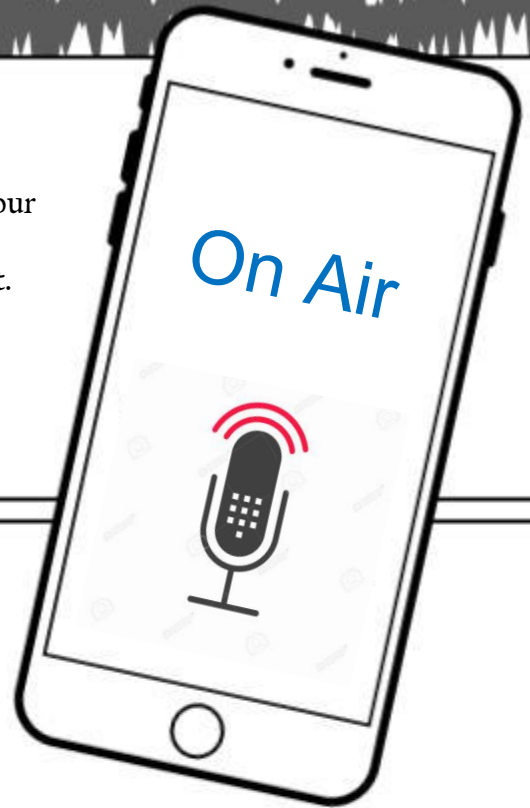
- Figure out which sound effects you wish to include.
- Note where you will add in sound effects in your transcript. This will help you as you record! Maybe divide your script into segments with sound effects to transition. Just a thought!
- Determine your in and out music. Your intro and outro music shouldn't last longer than 10 seconds apiece.

Use your phone or another tab to capture the music and sound effects you want to use. Remember it should flow from sound to story to sound etc. Practicing is a good idea! Pause your recording to set up your music so there is no “dead air”.

Creating Your Podcast

Before You Record

- Practice reading your script out loud and get used to hearing your own voice.
- Make sure your pacing is correct...not too slow and not too fast.
- Be sure you can transition between parts of your story and sound/music smoothly.
- Find a quiet location so you don't pick up background noise.



To Record Your Podcast

- Open the Assignment and click on "Submit Assignment"
- From the submission panel click on "Record/Upload Media"
- Click on the microphone to "Record with Microphone only" (you can't see a podcast)
- Click Record and go for it!
- "Misspeak" = redo! Nothing says you have to submit the first try.
- When you're done click "save"

Finalizing Your Podcast

- Be sure this is the audio you want to submit!
- In the comment box type "1920s Podcast: *insert your person's name*"
- Click submit!

Complete Peer Review

- Click on the Assignment "1920s Podcast Project (Peer Reviews)"
- Listen to the podcast assigned to you.
- Leave a comment (be fair but remember to follow Rule #1) and complete the rubric.
- Click save.

Your Grade:

Name _____

Evidence: CCLS: 6-8.1.B	0	1	2	3	4	5
	Student did not provide any historical details in their podcast support of their story.	Student provided very vague historical details in their podcast support of their story.	Student discussed minimal historical details in their podcast support of their story.	Student discussed some historical details in their podcast support of their story.	Student addressed the topic of the question with some specific historical details in their podcast support of their story.	Student addressed the topic of the question with many specific historical details in their podcast support of their story.
Formal Style: CCLS: 6-8.1.E	0	1	2	3	4	5
	- Student made no attempt to maintain a formal style. - Student made no attempt to deliver podcast with a formal style.	- Student attempted to maintain a formal style, however, there were many errors in word choice and sentences were not complex. -Delivery is confused and unfocused.	- Student maintained a formal style only minimally. Word choice and complex sentences were very inconsistent. - Delivery is very inconsistent.	- Student maintained a somewhat of a formal style by writing in third person, using some formal words, and some complex sentences. - Delivery was uneven, and not rehearsed.	- Student maintained a mostly maintained a formal style by writing in third person, using formal words, and complex sentences. - Delivery is rehearsed and smooth.	- Student maintained a consistent formal style by maintaining third person, using formal words, and complex sentences. - Delivery is well rehearsed, and presented in a conversational style.
Use of Tech: CCLS: 6-8.6	0	1	2	3	4	5
	Student did not organize information. Podcast was not divided into the three required sections.	- Student barely organized information. - Podcast included only one of the required sections or all three sections had very insufficient detail.	- Student unevenly organized information. - Podcast included only two of the required sections or all three sections had insufficient detail.	- Student organized information sufficiently. - Podcast included three simple sections to tell story.	- Student organized information effectively. - Podcast included three detailed sections to tell story clearly.	- Student organized information masterfully. - Podcast included three detailed sections to tell story clearly and efficiently.
Use of Sound: CCLS: 6-8.6	0	1	2	3	4	5
	- Student did not utilize background music or sound effects to help tell the story.	- Student utilized very few sound effects and background music to enhance the presentation, however, some were not connected to the story.	- Student utilized a few sound effects and background music to enhance the presentation, however, some were not connected to the story.	- Student utilized some sound effects and background music to enhance the presentation.	- Student effectively utilized sound effects and background music to enhance the presentation.	- Student masterfully utilized sound effects and background music to enhance the presentation.